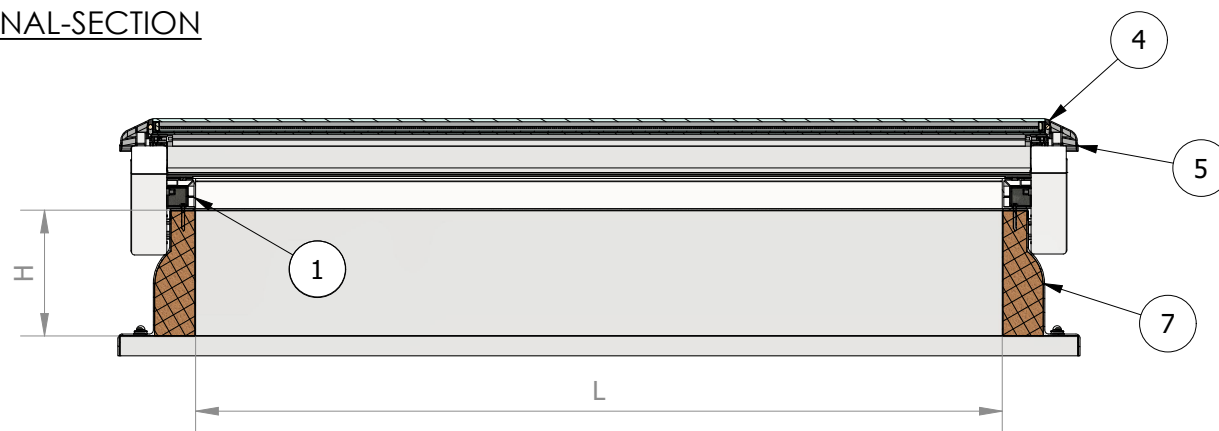
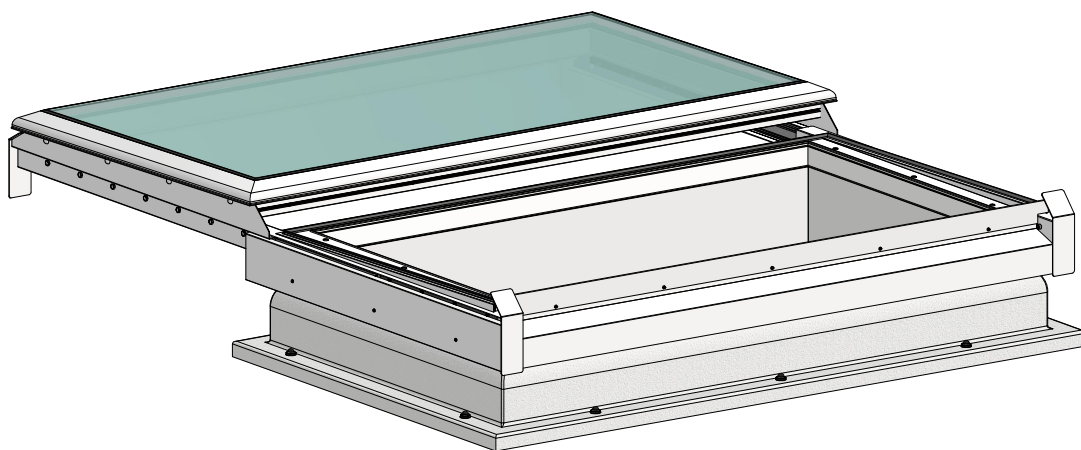
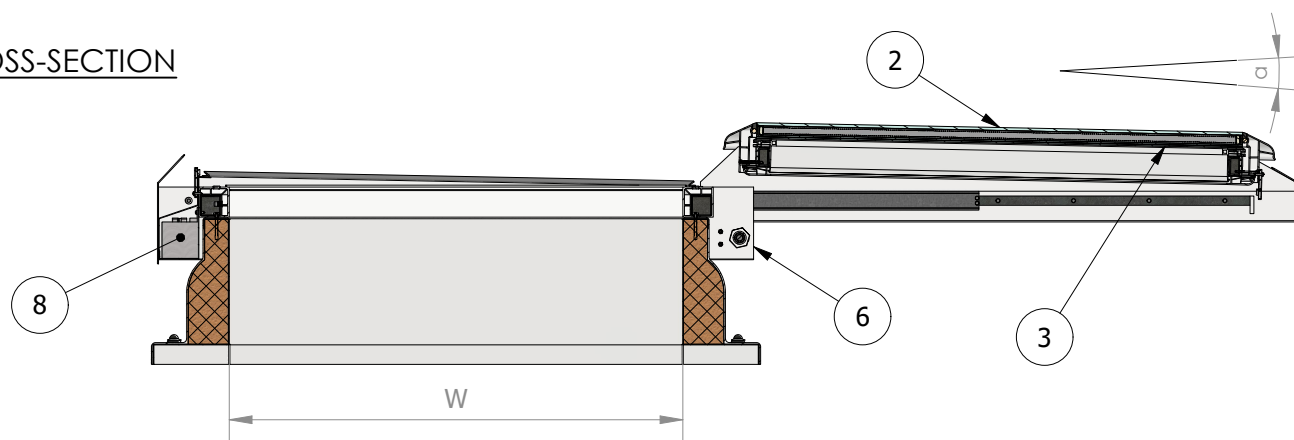


LONGITUDINAL-SECTION



CROSS-SECTION



L = OPENING LENGTH (MAX 250 cm FOR SMOKE VENTILATION)
W = OPENING WIDTH (MAX 130 cm FOR SMOKE VENTILATION)
H = UPSTAND HEIGHT (MIN 25 cm FOR SMOKE VENTILATION)
 α = ABOUT 2 cm SLOPE FOR WATER OUTFLOW

SPECIFICATIONS

1. INTERNAL FRAMES IN WHITE PVC
2. TOUGHENED GLASS
3. LAMINATED LOW-E GLASS
4. STRUCTURAL SEAL
5. EXTERNAL FRAME IN WHITE POWDER COATED ALUMINIUM (OTHER RAL COLORS AVAILABLE)
6. EXTERNAL WHITE POWDER COATED METAL PROFILES (OTHER RAL COLORS AVAILABLE)
7. UPSTAND (CAN BE DONE BY OTHERS ACCORDING TO TELFORM'S SPECIFICATIONS)
8. ACTUATOR - 24 V DC FOR SMOKE VENTILATION



EN 1873
EN 12101-2

TELFORM
TELFORM NEW GENERATION srl
Via delle Mammole 22 - 70026 Modugno (BA - ITALY)
TEL +39 080 5375656 FAX +39 080 5375098
E-MAIL info@telform.it WEB www.telform.it

VITAL DOME S ELECTRIC FLAT

Scale	Format	Description:
1 : 15	ISO A4	SLIDING FLATLIGHT
This drawing is the property of Telform NG srl and incorporates information which is proprietary. Publication and/or public distribution in whole or in part is expressly prohibited without the prior written consent of Telform NG srl. The information contained herein remains the property of Telform NG srl. All rights reserved.		